

Year: XX

ISSUE: 190

Volume: 240

Nepal Telecommunications Authority

Telecommunication Indicators

Kartik, 2081

P.O. Box No. 9754
Jamal, Kathmandu, Nepal
Phone No.: +977-1-5355474
Fax No.: +977-1-5355250
E-mail: ntra@nta.gov.np, info@nta.gov.np
Website: www.nta.gov.np

Published on
Kartik, 2081

Contents

1. Voice Telephony.....	3
1.1 Subscription of Voice Telephony Service.....	3
1.2 Service wise Market Proportion of Voice Service (Based on Subscription)	4
1.3 Operator-wise Market Proportion of Voice Service (Based on Sim Subscription)	5
1.4 Population Penetration (%) of Voice Service (Based on Subscription).....	6
Internet Service	7
2.1 Subscription of Broadband Internet Service	7
2.2 Market Proportion of Data Service (Technology-wise).....	8
2.3 Market Proportion of Mobile Broadband Service (Based on Sim Subscription).....	9
2.4 Population Penetration of Broadband Service (Based on Subscription).....	10
2.6 Market proportion of Fixed Broadband service (Operator-wise).....	12
2.7 Technology used in Broadband Service.....	13

1. Voice Telephony

1.1 Subscription of Voice Telephony Service

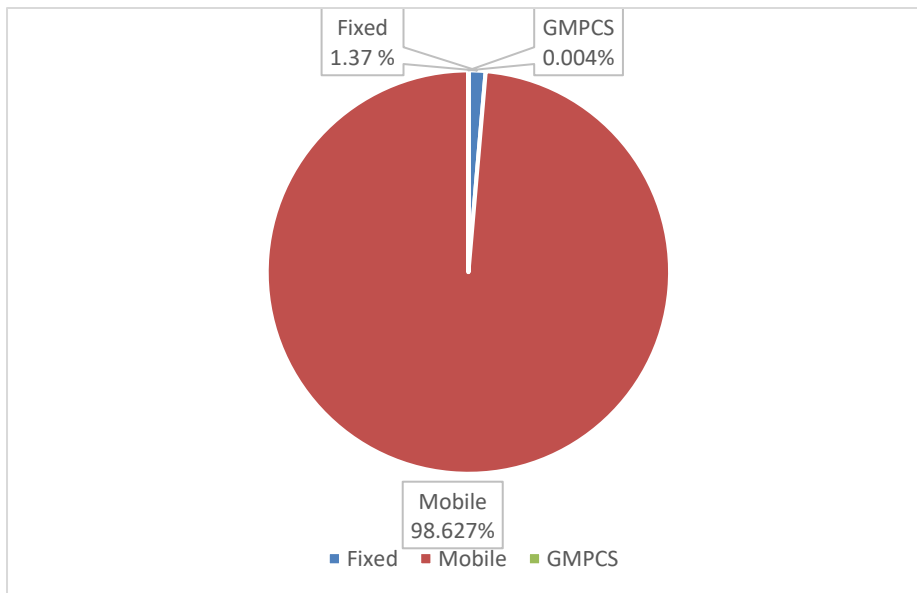
Operator	Service	Technology	Total Number of Subscribers
Nepal Doorsanchar Company Ltd.	Fixed	PSTN	42,353
		FTTH Voice	369,029
		VSAT	
		WLL#	
	Mobile	CDMA	
GSM/IMT		14,629,804	
Ncell Company Ltd.	Mobile	GSM/IMT	14,991,016
Constellation Pvt. Ltd.		GMPCS	1,052
I4 Technology Pvt.Ltd.	GMPCS	GMPCS	3
Total			30,033,257

Population Projection (2011-2031): 2,91,64,578 (Source: cbs.gov.np)

CDMA/ WLL service phased out by Nepal Telecom from Shrawan, 2080.

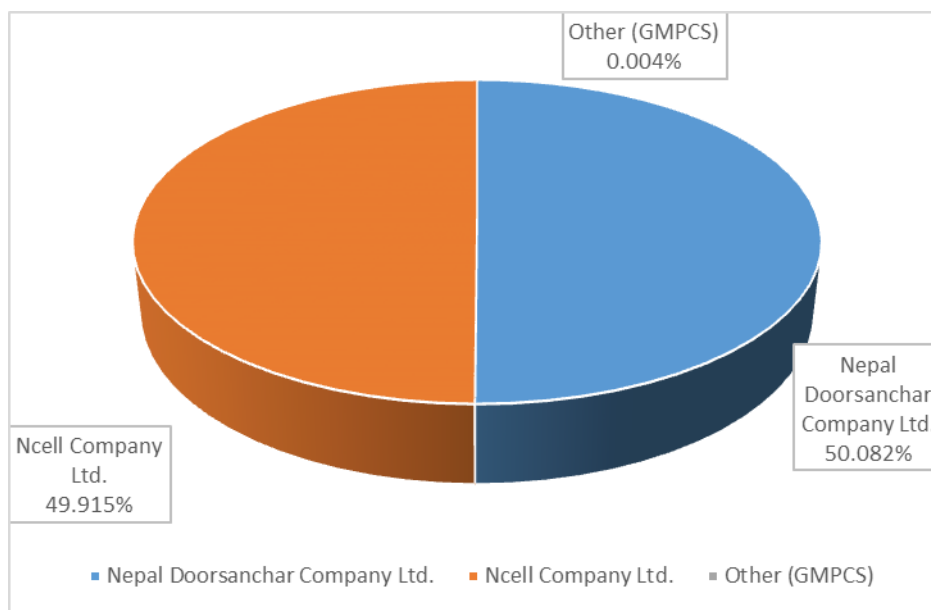
1.2 Service wise Market Proportion of Voice Service (Based on Subscription)

Voice Telephony Service	Number of Subscriber	Market Proportion (%)
Fixed	411,382	1.370
Mobile	29,620,820	98.627
GMPCS	1,055	0.004
Total	30,033,257	100.00



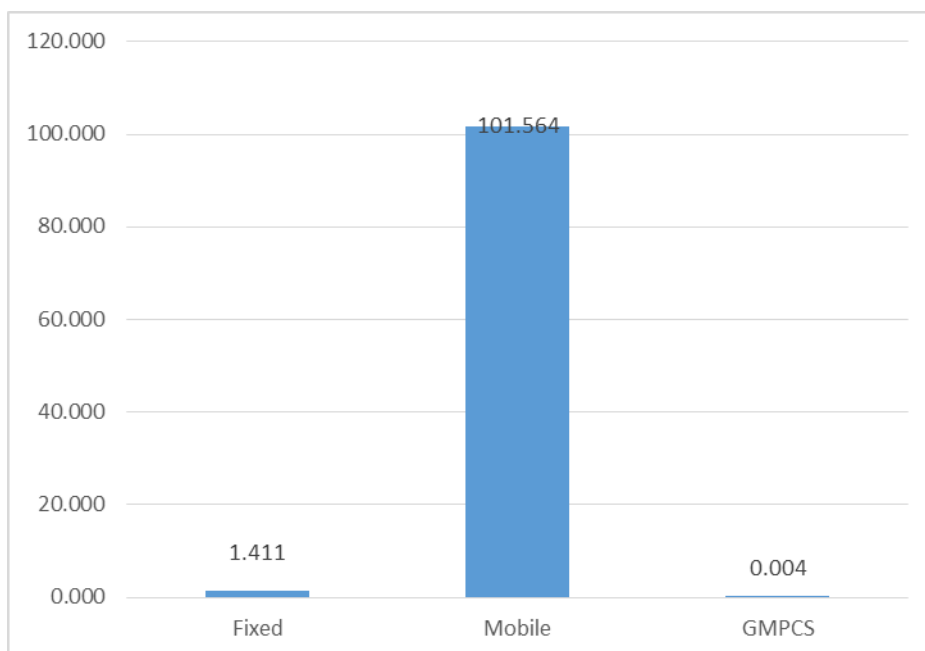
1.3 Operator-wise Market Proportion of Voice Service (Based on Sim Subscription)

Operator	Number of Subscriber	Market Proportion (%)
Nepal Doorsanchar Company Ltd.	15,041,186	50.082
Ncell Company Ltd.	14,991,016	49.915
Other (GMPCS)	1,055	0.004
Total	30,033,257	100.000



1.4 Population Penetration (%) of Voice Service (Based on Subscription)

Voice Telephony Service	Number of Subscriber	Population Penetration (%)
Fixed	411,382	1.411
Mobile	29,620,820	101.564
GMPCS	1,055	0.004
Total	30,033,257	102.979



Internet Service

2.1 Subscription of Broadband Internet Service

Services		No.of Subscriptions			Total
		Nepal Doorsanchar Company Ltd.	Ncell Axiata Ltd.	ISPs	
Fixed Broadband (Wired)	ADSL/ Cable	3,047	-	6	3,053
	FTTH	315,270	-	2,635,158.11	2,950,428
Fixed Broadband (Wireless)	Radio (WIFI)	27,640	-	4,227	31,867
Mobile Broadband	3G	776,035	174,053	-	950,088
	4G	13,157,834	11,978,775	-	25,136,609
	EVDO				-
Total		14,279,826	12,152,828	2,639,391	29,072,045

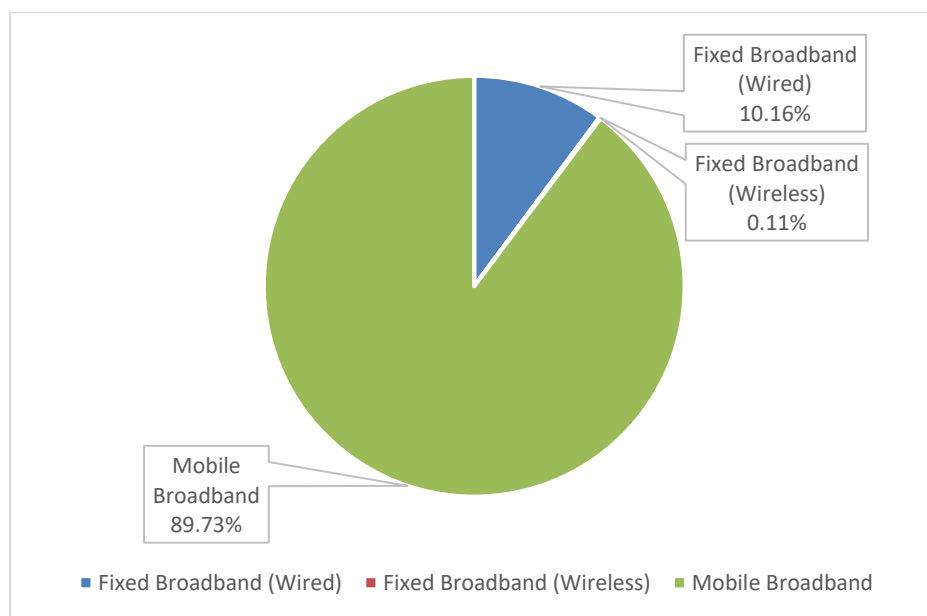
Note: Data/Internet Service through GPRS Service is excluded in Broadband subscription.

1 Connection equal to 4.37 subscribers for fixed broadband (Source: cbs.gov.np)

EVDO service phased out by Nepal Telecom from Shrawan, 2080.

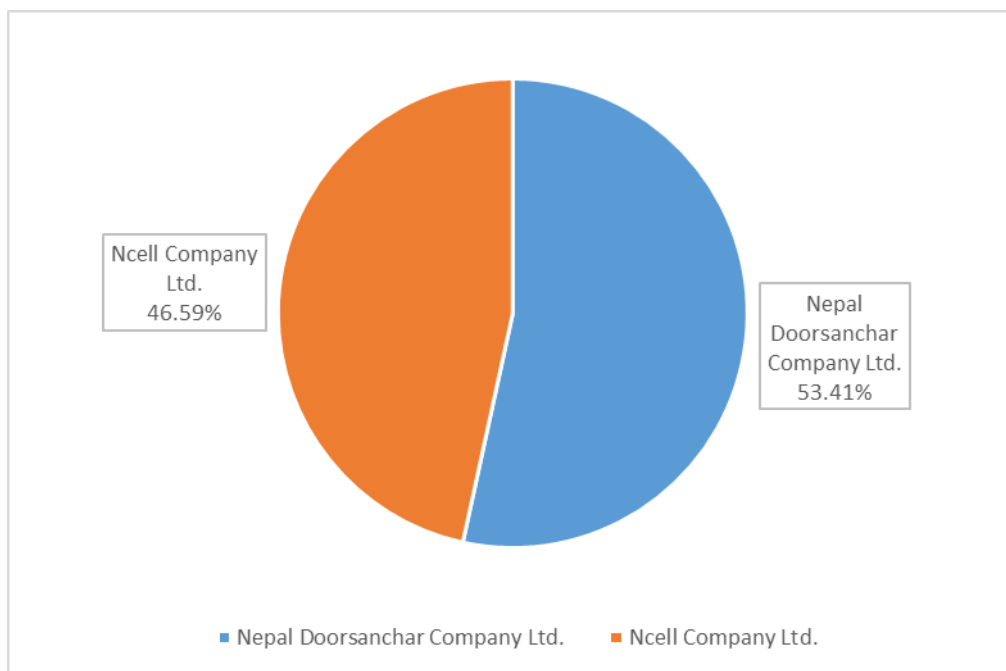
2.2 Market Proportion of Data Service (Technology-wise)

Broadband Services	Number of Subscription	Market Proportion (%)
Fixed Broadband (Wired)	2,953,481	10.16
Fixed Broadband (Wireless)	31,867	0.11
Mobile Broadband	26,086,697	89.73
Total Broadband Service	29,072,045	100.00



2.3 Market Proportion of Mobile Broadband Service (Based on Sim Subscription)

Operator	Number of Subscription	Market Proportion (%)
Nepal Doorsanchar Company Ltd.	13,933,869	53.41
Ncell Company Ltd.	12,152,828	46.59
Total	26,086,697	100.00



2.4 Population Penetration of Broadband Service (Based on Subscription)

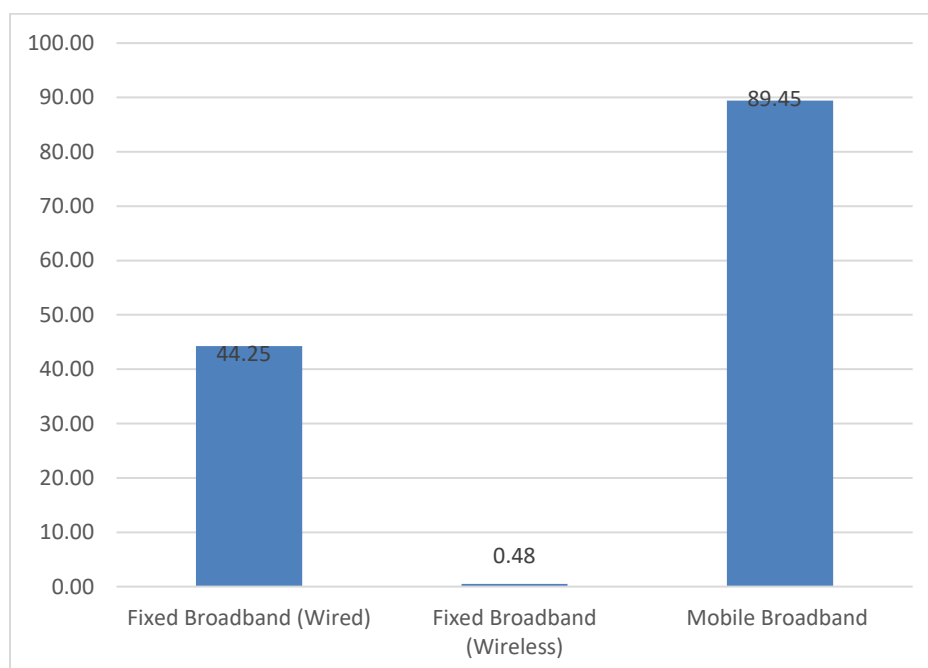
Broadband Services	Number of		Population Penetration (%)
	Subscriptions	Subscribers	
Fixed Broadband (Wired)	2,953,481	12,906,712	44.25
Fixed Broadband (Wireless)	31,867	139,259	0.48
Mobile Broadband	26,086,697	26,086,697	89.45
Total	29,072,045	39,132,668	134.18

Family Size

4.37

Population of Nepal(2078)

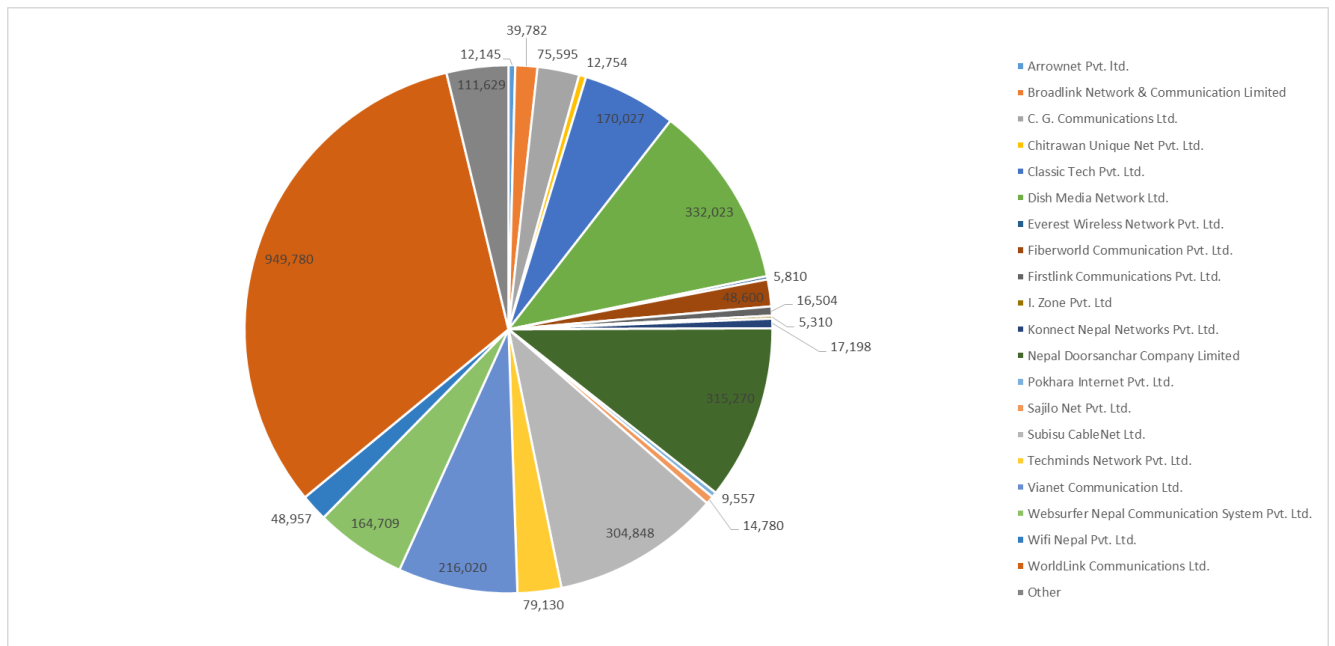
29,291,746



2.5 List of Top Twenty ISPs (Based on Number of subscriber-Fixed Broadband)

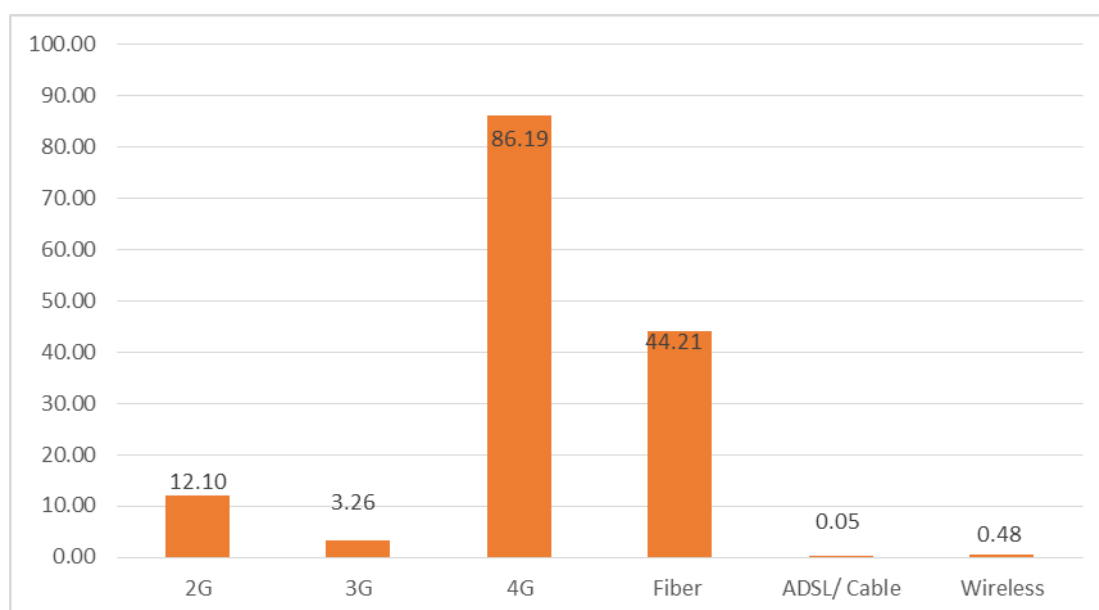
S.no.	Operator	Fiber	ADSL/ Cable	Wireless	Total	Market Share (in %)	Rank
1	Arrownet Pvt. ltd.	12,145	-	79	12,224	0.41%	18
2	Broadlink Network & Communication Limited	39,782	-	91	39,873	1.34%	13
3	C. G. Communications Ltd.	75,595	-	-	75,595	2.53%	10
4	Chitrawan Unique Net Pvt. Ltd.	12,754	-	-	12,754	0.43%	17
5	Classic Tech Pvt. Ltd.	170,027	-	703	170,730	5.72%	6
6	Dish Media Network Ltd.	332,023	-	-	332,023	11.12%	3
7	Everest Wireless Network Pvt. Ltd.	5,810	-	1,540	7,350	0.25%	20
8	Fiberworld Communication Pvt. Ltd.	48,600	-	268	48,868	1.64%	12
9	Firstlink Communications Pvt. Ltd.	16,504	-	-	16,504	0.55%	15
10	I. Zone Pvt. Ltd	5,310	-	-	5,310	0.18%	21
11	Konnect Nepal Networks Pvt. Ltd.	17,198	-	-	17,198	0.58%	14
12	Nepal Doorsanchar Company Limited	315,270	3,047	27,640	345,957	11.59%	2
13	Pokhara Internet Pvt. Ltd.	9,557	-	161	9,718	0.33%	19
14	Sajilo Net Pvt. Ltd.	14,780	-	-	14,780	0.50%	16
15	Subisu CableNet Ltd.	304,848	-	-	304,848	10.21%	4
16	Techminds Network Pvt. Ltd.	79,130	-	216	79,346	2.66%	9
17	Vianet Communication Ltd.	216,020	-	-	216,020	7.24%	5
18	Websurfer Nepal Communication System Pvt. Ltd.	164,709	-	477	165,186	5.53%	7
19	Wifi Nepal Pvt. Ltd.	48,957	-	-	48,957	1.64%	11
20	WorldLink Communications Ltd.	949,780	6	372	950,158	31.83%	1
21	Other	111,629	-	320	111,949	3.75%	8
Total		2,950,428	3,053	31,867	2,985,348	100%	

2.6 Market proportion of Fixed Broadband service (Operator-wise)



2.7 Technology used in Broadband Service

Technology	Number of user	Population Penetration Proportion (%)
2G	3,528,482	12.10
3G	950,088	3.26
4G	25,136,609	86.19
Fiber	12,893,371	44.21
ADSL/ Cable	13,342	0.05
Wireless	139,259	0.48
Total	42,661,150	146.28
Family Size		4.37
Population of Nepal(2078)		29,164,578



Contact:

Nepal Telecommunications Authority
 Jamal, Kathmandu
 Phone No.: +977-1-5355474
 Fax No.: +977-1-5355250
 E-mail: info@nta.gov.np, ntra@nta.gov.np